

MYLANDS

ACRYLIC PAINT - METALLIC FOR INTERIOR USE

PRODUCT NAME

Acrylic Paint Silver (653)
Acrylic Paint Pale Bronze
Acrylic Paint Rich Gold
Acrylic Paint Pale Gold

CODE

138008005
138008010
138008015
138008020

PRODUCT DETAILS

A range of acrylic metallic paints based on an acrylic resin giving reasonable interior durability and excellent adhesion qualities.

Suitable for use on wood, metal and interior walls.

Dependent on application different scenic effects can be achieved from a translucent to opaque look.

These paints give a good decorative finish, but will require an overcoat if handled on a regular basis or in high traffic areas.

Overcoat with Mylands QD Kitchen & Bathroom Varnish (available in matt, satin or gloss finishes).

APPLICATION

- ◆ These products are formulated to be applied using normal decorating methods via brush, roller or gravity spray gun.
- ◆ Apply a cream or pale yellow undercoat or paint underneath gold colours and a light grey underneath the silver.
- ◆ Stir the paint well, for at least 5 minutes using a stirring stick (long rectangular object, similar to a ruler). Do not use a screwdriver or similar objects to stir the paint as it does not mix the gold/silver particles with the resin.
- ◆ Test the paint on a separated surface before starting the job. Make sure the colour is correct according to the product specification
- ◆ On large surfaces such as walls and ceilings, use masking tape to protect the edges for cutting in. If other surfaces are well protected before cutting in use the same roller to do the edges and to complete the job. If you use a brush to cut in then complete the work with a roller you might experience a problem that we call "picture framing", where the edges look different from the middle of the surface. The best option is to use a small roller to the edges then use a larger roller to complete the work. Both rollers must be made out of the same material. We recommend a short pile roller for best results.

APPLICATION (CONT.)

- ◆ If it is not possible to cut in with a small roller, use a fine brush for the corners and try not to deposit too much of the metallics when applying. The cutting in must not be longer than 1" wide. You can complete large surfaces using a roller, but try to go as close as possible to the edge
- ◆ On large surfaces keep the wet edge and complete the work before the cutting in dries.
- ◆ Maintain the same direction during application with the roller and/or brush. If the product is rolled in different directions the amount of gold/silver deposits can appear patchy.
- ◆ Work fast and do not stop once the procedure has begun
- ◆ When possible, use the same tool across the entire surface to complete the work. If you start the surface using a brush, complete the entire surface using the same brush.

For further information
visit our website: www.mylands.com
or contact us: +44 (0)208 670 9161
sales@mylands.com



By Appointment to Her Majesty Queen Elizabeth II
Manufacturers of French Polishes, Stains and Wax Polishes
John Myland Limited, London

Last updated 09.02.2022

MYLANDS

ACRYLIC PAINT - METALLIC (CONTINUED)





THINNING

To slowdown the drying time add **up to 5%** of water. This will make it easier to both spray and brush apply the product.

HEALTH & SAFETY

Refer to Mylands MSDS before use.



PRODUCT BENEFITS

-  **Excellent coverage properties**
-  **Fast drying**
two coats can be applied in one day.
-  **Environmentally friendly**
-  **Low odour**

COVERAGE

On average per litre **6-8m²**

DRYING TIME

-  Touch dry in **1 hour.**
-  Recoat in **2-3 hours.**

CLEANING

Wash brushes/rollers immediately after use, in warm water containing a little detergent.

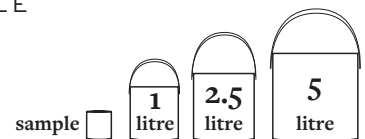
STORAGE

This product must be protected from frost. Store at temperature above 5°C.

Use within 18 months.



SIZES AVAILABLE



For further information
visit our website: www.mylands.com
or contact us: +44 (0)208 670 9161
sales@mylands.com



By Appointment to Her Majesty Queen Elizabeth II
Manufacturers of French Polishes, Stains and Wax Polishes
John Myland Limited, London

Last updated 09.02.2022